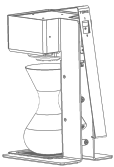


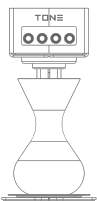


TONE GREEN CLEAN

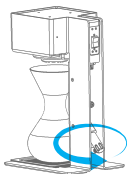
Descaling process TONE Touch 03



Step 1
Remove the cover from the TONE Touch 03.



Step 2
Before the descaling process is started, a vessel with a minimum volume of 1 litre must be placed underneath the shower.



Step 3
Remove the lid from the descaling agent container.

Step 4
Screw the descaling agent container into the descaling valve.

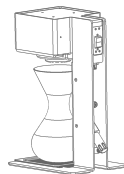


Step 5
Push and hold button one while switching the machine ON again.



Step 6
Allow the decalcification recipe (duration approx. 12 min) to run through completely. As soon as the descaling is completed, button 1 shines constantly blue.

Step 7
Remove the descaling agent container and restart the machine.



Step 8
Flush the whole system by extracting at least 300 gramm of hot water.

Step 9
The TONE Touch 03 is then ready again for brewing excellent coffee.